

# STATSBOARD

**58.6 MILLION ANNUAL PASSENGERS** (UP 6.5%)


Rolling 12 Months Ended July 2024

**↑ 5.7%**  
**51.2 million**  
DOMESTIC

**↑ 12.5%**  
**7.4 million**  
INTERNATIONAL

**160,228 PASSENGERS/DAY**  
**87.3% Domestic**  
**12.7% International**

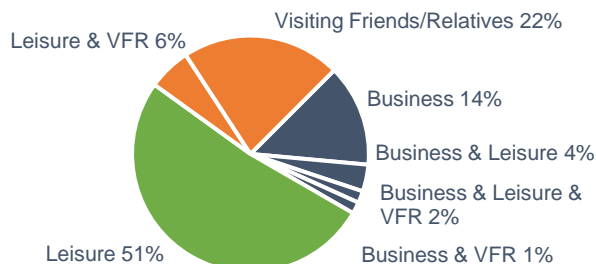
Source: MCO Airline Activity Reports (12-months ended July 2024)



O&D **91.4%** CONNECTING **8.6%**  
MCO ORIGINATING **24.4%**  
VISITING **67.0%**  
AVERAGE PARTY SIZE **2.8**

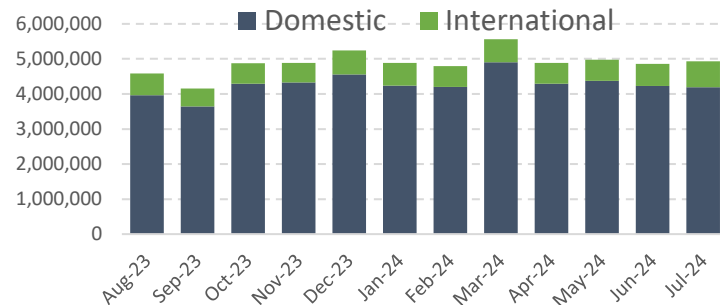
Source: US DOT T100, O&D & EIMD database (YE 2023 Q3), 2-Minute Online Survey (12-months ended June 2024)

## TRIP PURPOSE



Source: 2-Minute Online Survey (12-months ended June 2024)

## MONTHLY PASSENGERS

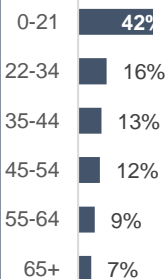


Source: MCO Airline Activity Reports


## AIRPORT RANKING

- 1<sup>st</sup>** in Florida Ranked by Total Passengers (YE Mar 2024)
- 2<sup>nd</sup>** in U.S. Ranked by Origin & Destination (O&D) Passengers (YE Dec 2023)
- 6<sup>th</sup>** in U.S. Port of Entry for Non-U.S. Residents (YTD Jun 2024)
- 7<sup>th</sup>** in U.S. Ranked by Total Passengers (CY 2023)
- 18<sup>th</sup>** in World Ranked by Total Passengers (CY 2023)

## TRAVELER: AGE

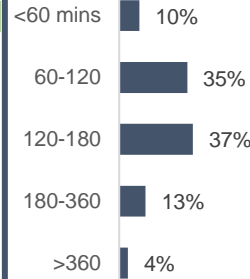


## ARRIVAL @ TSA



Source: 2-Minute Online Survey

## DWELL TIME



(12-months ended June 2024)

## ANNUAL OPERATIONS

**401,598** (1,097/day): Passenger Aircraft

**415,656** (1,136/day): All Aircraft

## AIRLINES

**37** Passenger Airlines

**7** Cargo Airlines

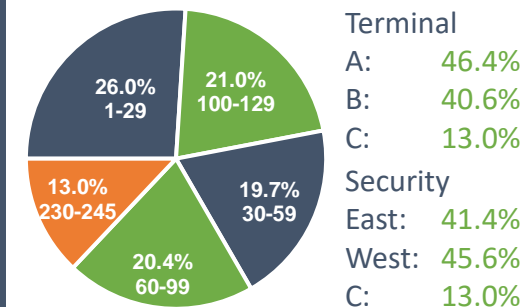
## DESTINATIONS

**106** Domestic

**60** International

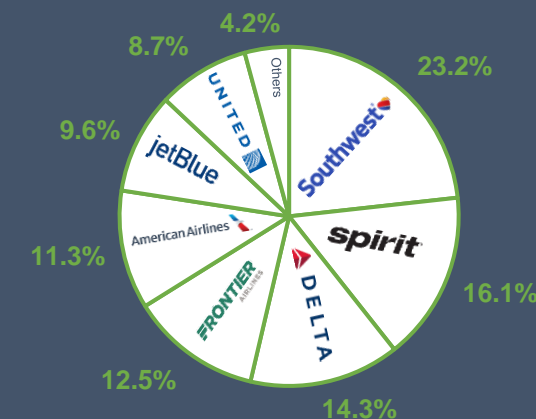
Source: Airline Activity Reports (12-months ended July 2024), Airline Data Inc. Flight Schedule data Sep 2024 – Jul 2025)

## PASSENGER TERMINAL BALANCE



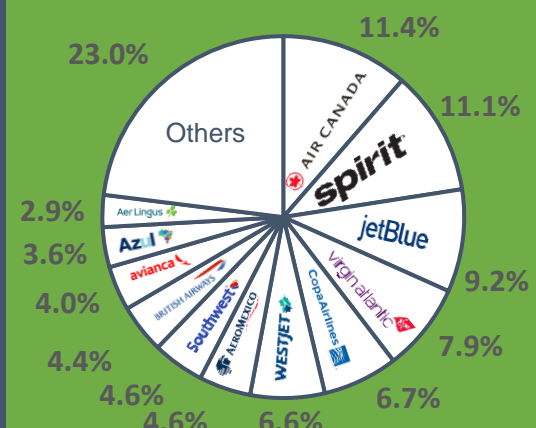
Source: MCO Airline Activity Reports (12-months ended July 2024)

## DOMESTIC PASSENGER SHARE



Source: MCO Airline Activity Reports (12-months ended July 2024)

## INTERNATIONAL PASSENGER SHARE



Source: MCO Airline Activity Reports (12-months ended July 2024)